

# Login Changes To The Water Withdrawal Reporting System

In Dec. 2025, the Wisconsin Access Management System (WAMS) login portal was replaced by MyWisconsin ID. Users will now need a MyWisconsin ID to complete water withdrawal reports and cannot use WAMS.

---

## What is MyWisconsin ID?

MyWisconsin ID is the single sign-on account platform replacing multiple state logon processes. It is designed to give you access to multiple state resources without the burden of having to remember multiple IDs and passwords.

## What Does the Change Mean for Me?

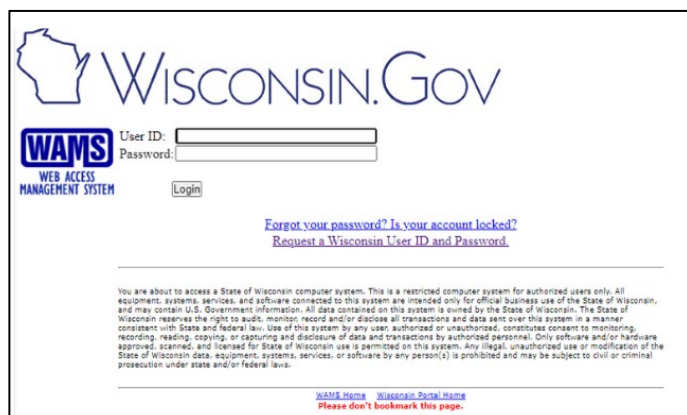
- Beginning Dec. 2025, you will need to register for a MyWisconsin ID account to complete the online water withdrawal reports. WAMS will no longer be used.
- Only the login process is changing. There are no changes to the reporting process itself.

## How Do I Register for a MyWisconsin ID?

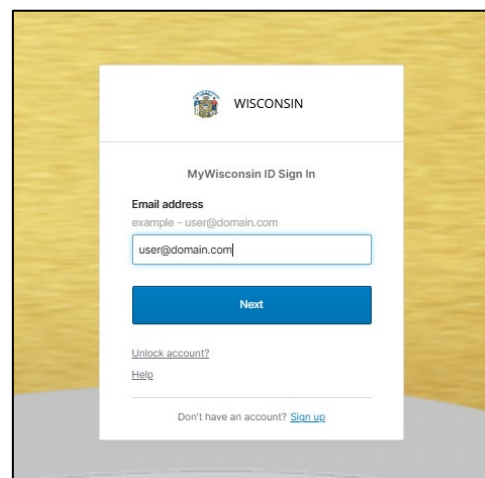
- Go to <https://apps.wisconsin.gov> and follow the instructions to self-register.
- If you already have a MyWisconsin ID through another state agency, you should not create another. You will sign in with your existing MyWisconsin ID credentials.
- You will need your Owner Operator Number to link your account to MyWisconsin ID. Email [DNRWaterUseRegistration@wisconsin.gov](mailto:DNRWaterUseRegistration@wisconsin.gov) or call **608-266-2299** if you do not know your Owner Operator Number.

## How will I know it's Time to Sign in Using MyWisconsin ID Instead of WAMS?

- The DNR will send a GovDelivery email before and after the change takes effect.
- You will also notice a new login screen. The WAMS screen shows Wisconsin's shape and the letters "WAMS" in the top left corner. The MyWisconsin ID screen has the Wisconsin State Seal and a primarily yellow background.



**WAMS Login Screen**

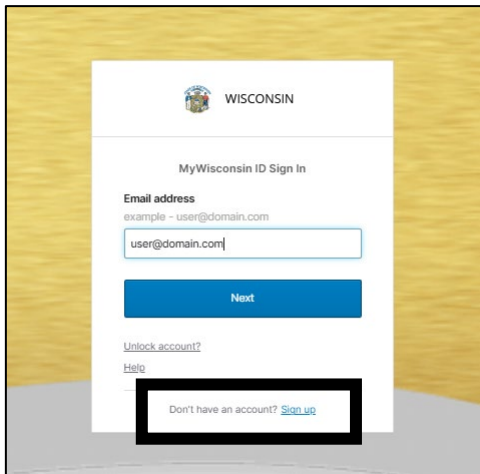


**MyWisconsin ID Login Screen**

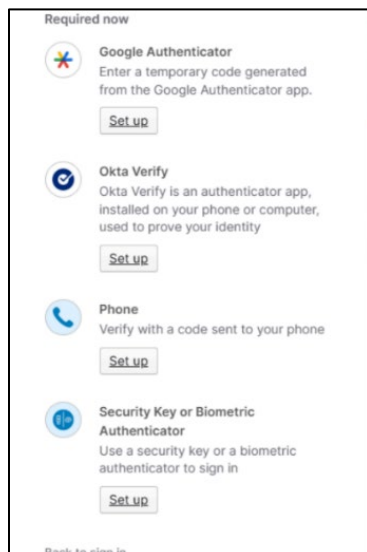
## Creating A MyWisconsin ID

Use the right side of this page to help you remember your account credentials.

1. Go to <https://apps.wisconsin.gov>, and click 'Sign up' at the bottom of the screen. Follow the prompts to continue your sign-up process.



2. To keep your account secure, you'll need to verify your identity using multi-factor authentication. After you verify your identity, you can either select a second verification method or skip it.



### MyWisconsin ID Login Information:

Water Withdrawal Reporting  
Owner/Operator #:

---

MyWisconsin ID Email:

---

MyWisconsin ID password hint:

---

MyWisconsin ID created on (date):

---

*Note that you will be prompted to change your password annually.*

Visit

<https://dnr.wisconsin.gov/topic/DrinkingWater/MyWisconsinID.html> for additional information and an instructional video on how to register for a MyWisconsin ID.

### Drinking Water & Groundwater Program

101 S. Webster St.

P.O. Box 7921

Madison, WI 53707-7921

608-266-2299

