

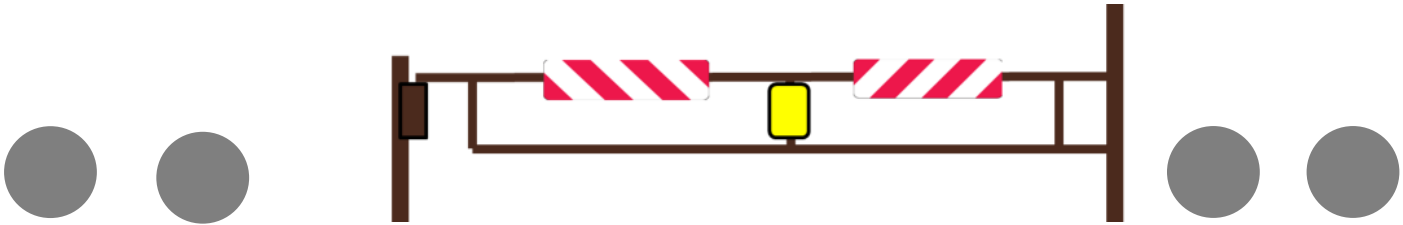
Attachment A

Contractor Sale Closure Requirements

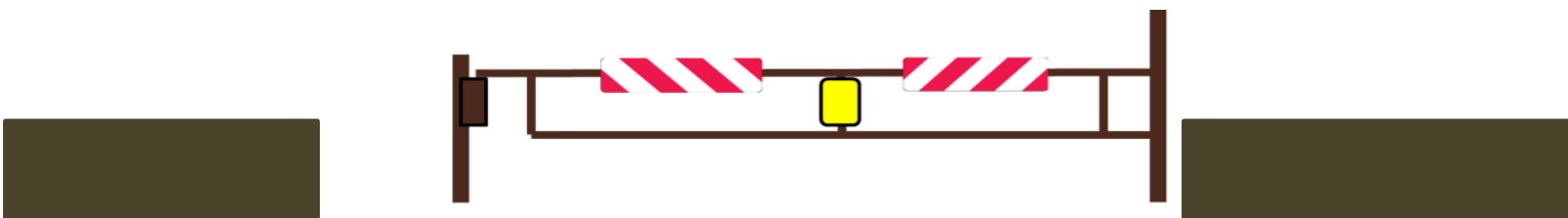
Gated Roads

For sales that occurred behind a locked gate, and harvesting occurred around the gate area, contractors are required to do one of the following:

1. Block the sides of the gates with rocks or stumps with root-balls.
 - a. Rocks must be between 3-4' in diameter
 - b. Stumps must be a minimum of 3' high.
 - c. No greater than 24" spacing between rocks or root-balls.
 - d. A 30" clearance should be left immediately adjacent to one gate post for foot traffic.
 - e. Barrier will extend from each side of the gate until vehicle traffic is not possible around the gate.



2. Block the sides of gates with a debris berm.
 - a. Berm should be a minimum of 4' high.
 - b. Shall consist of dirt, rocks, logs, and other dense/non-compressible materials.
 - c. A 30" clearance should be left immediately adjacent to one gate post for foot traffic.
 - d. Barrier will extend from each side of the gate until vehicle traffic is not possible around the gate.



Pushed in Roads

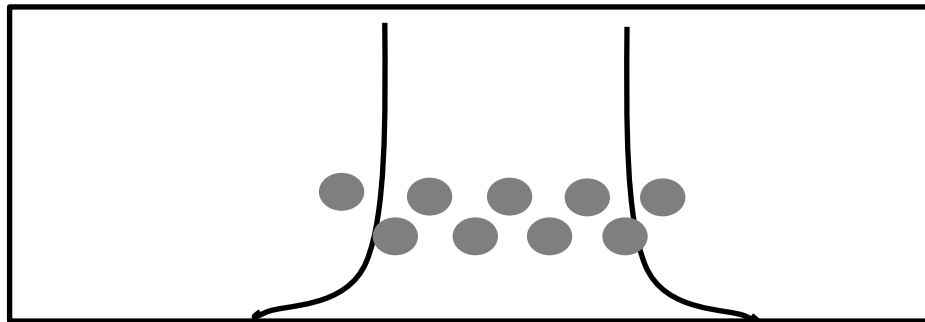
For sales that have roads pushed in **NOT** behind a gate, the contractor shall close the road in the following manner.

All roads, landings, & Primary Skid trails will need to be closed off that come out to an open road or motorized trail. The number of roads needed for a sale should be as minimal as possible & all skid trails should go to the sale road, not open public roads or motorized trails.

Options & Requirements:

Rock or Stump with Root-ball barrier

1. Utilize Rocks 3-4' in diameter or a minimum of 3' high root-balls placed not more than 24" apart from each other.
2. Rocks or Root-balls will be placed in two alternating rows that extend across the width of the Road/landing/skid trail until a point in which vehicle traffic is not possible around the berm due to vegetation, terrain, stumps, etc. (**NOTE: A dual row design is only needed for primary sale roads. Landings & Skid trails only need one row**).
3. For main sale roads, the berm will be placed 15' from the roadway edge, allowing enough room for a vehicle to park. On landings and skid trails, the berm shall be immediately adjacent to the ditch line.



Debris Berms: alternatively, a debris berm may be used. The debris berm should be made of non-compressible materials such as logs, root balls, rocks, and dirt. The same requirements above apply, except that only one row needs to be placed and at a 4' height, extending the entire width of the roadway and beyond the edge to prevent traffic.

***Earthen Berms shall not be used**

****When pulling out from a sale for an extended period of time, the contractor shall lay a tree or other object across the sale road to prevent vehicle entry.**