

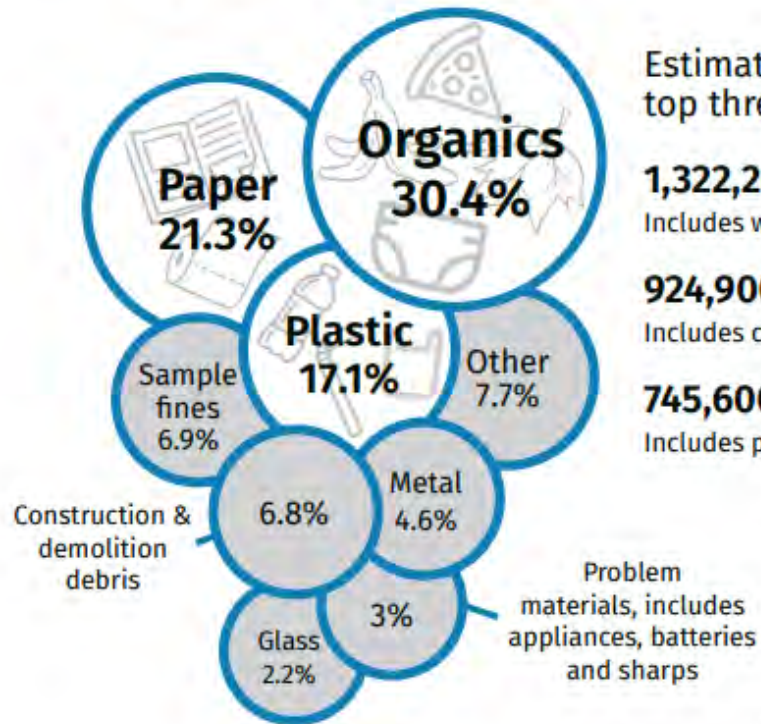
Wisconsin Council on Recycling
Update: Wisconsin's Initiative for Food Waste Management

March 7, 2025

DNR 2020-2021 Statewide Waste Characterization Study

*In MSW

Statewide waste categories



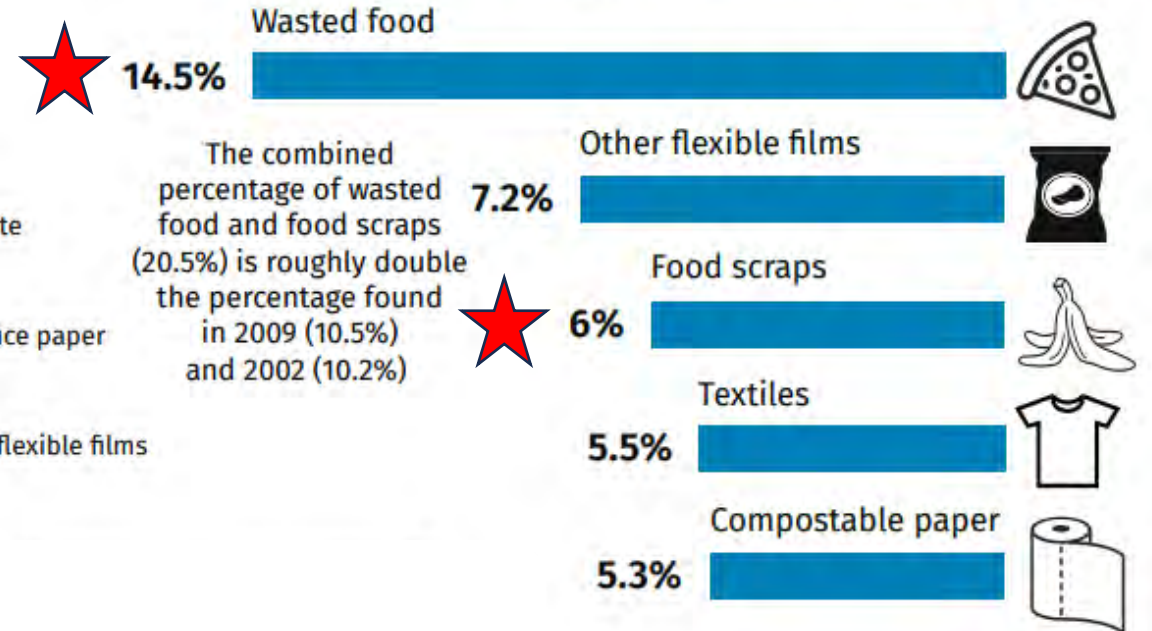
Estimated 2020 tonnage of top three categories

1,322,200 tons of organics
Includes wasted food, food scraps and yard waste

924,900 tons of paper
Includes cardboard, compostable paper and office paper

745,600 tons of plastic
Includes plastic bottles, plastic wrap and other flexible films

Top five waste components statewide



The combined percentage of wasted food and food scraps (20.5%) is roughly double the percentage found in 2009 (10.5%) and 2002 (10.2%)

2023 Estimated Food Waste in MSW

- 4,473,700 tons of MSW disposed in Wisconsin landfills in 2023*
- Assuming that the composition of the waste disposed is similar to the 2020-2021 study, approximate volume of food related waste disposed in Wisconsin landfills:
 - 649,000 tons of wasted food
 - 268,000 tons of food scraps

[*https://dnr.wisconsin.gov/topic/Landfills/Fees.html](https://dnr.wisconsin.gov/topic/Landfills/Fees.html)

Updates on EPA SWIFR Grant Related Activity

- Progress continues with contractor on the **Wisconsin Food Waste Management Evaluation Plan**
 - Research, surveys and plan development underway with HDR
 - Plan due by July 2025
- “Composting at Corrections Peer Network” group is forming.
 - Goal is to share BMPs and to provide regulatory support when needed to Wisconsin Dept of Correction Facilities
 - Open to any facility interested, meets virtually
- Request for Proposal for a non-regulatory technical assistance contractor is being drafted.

Communications & Outreach Examples

- Fact Sheet: Composting Food Waste and Other Source-Separated Materials at Yard Residuals Facilities, PUB-WA-2046
- “Organics Management News” e-newsletter with goal to provide resources for municipalities, food waste generators, and organics recyclers on food waste prevention and recycling. Subscribe here.
- Reducing food waste & recycling webpages are being updated with new resources and expanding to include additional sectors beyond residential sector.

New Resources

- **Harvard Food Law & Policy Clinic & Divert, December 2024**
 - [U.S. Food Waste Legislative Tracker](#)
- **EPA, January 2025**
 - [Environmental Value of Applying Compost](#)
 - [Quantifying Methane Emissions from Landfilled Food Waste: Report & Calculator](#)



ReFED: 2025 U.S. Food Waste Report

How Much Surplus Food Is There?



73.9M

Total tons of surplus food generated in 2023

31% of U.S. food supply



\$382B

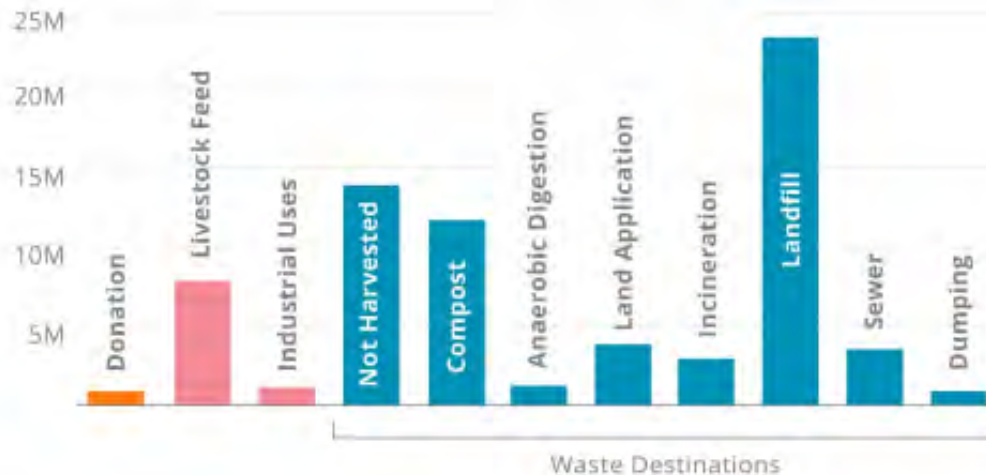
Value of surplus food generated in 2023



442

Pounds of surplus food per capita

Where Does Surplus Food End Up?



2%

Is donated



9%

Goes to livestock feed



85%

Goes to waste destinations

CONNECT WITH US

Ruth O'Donnell

Organics Waste Management Specialist

Ruth.Odonnell@wisconsin.gov



@WIDNR



@WI_DNR



/WIDNRTV



"WILD WISCONSIN:
OFF THE RECORD"