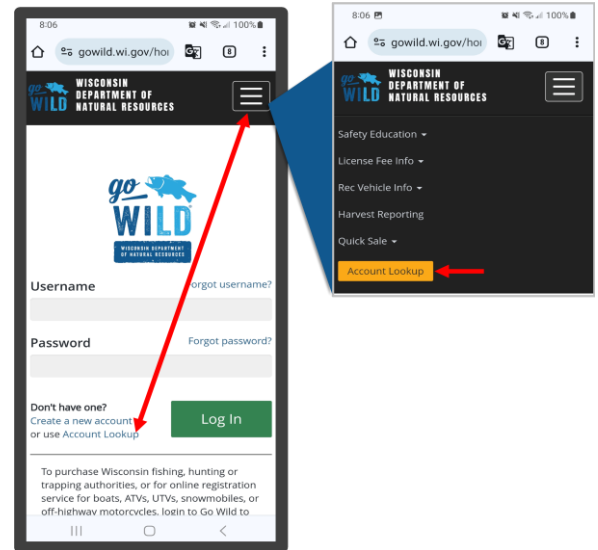
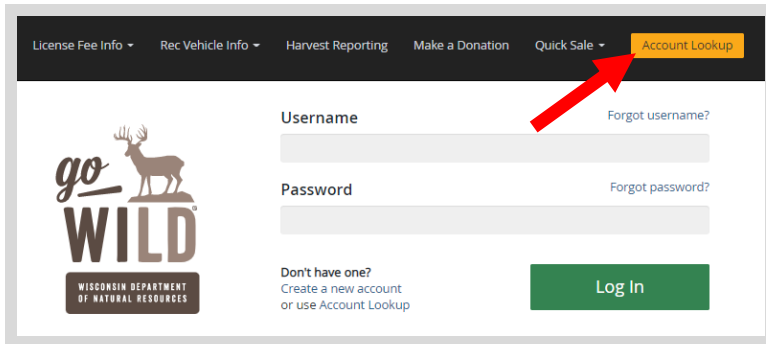



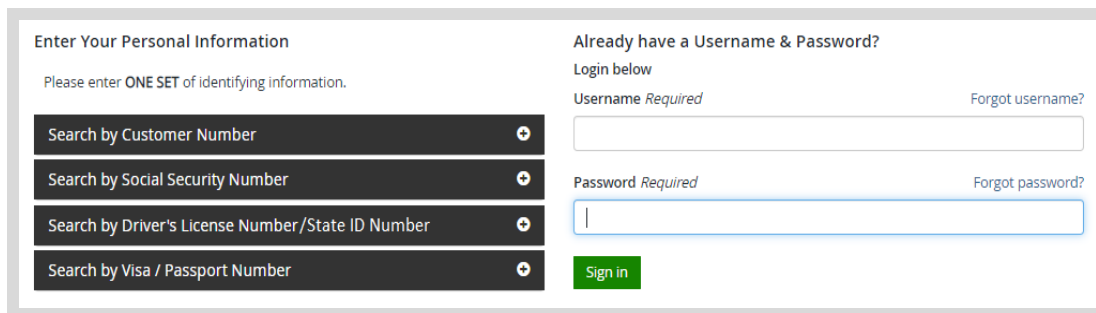
HOW TO: Add a username/password to your Go Wild account

STEP 1: Log in / create your Go Wild account

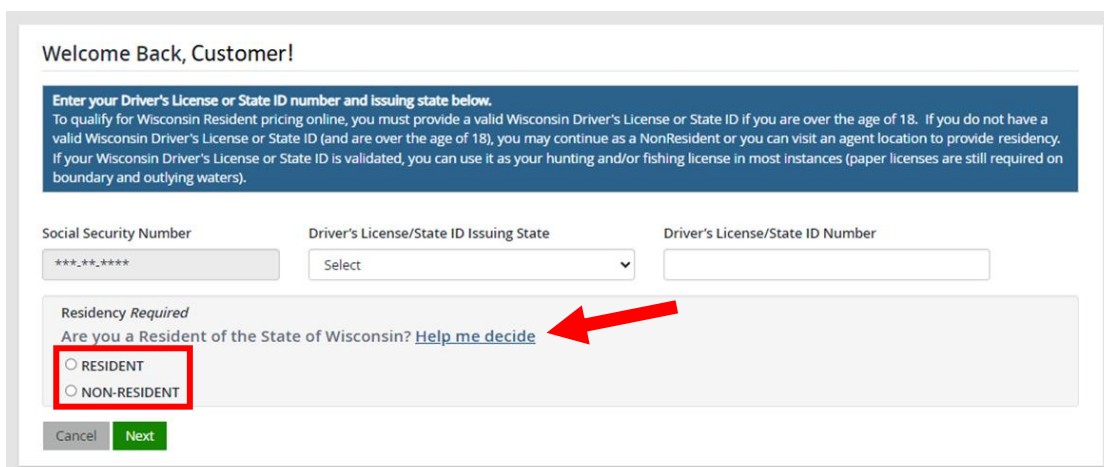
- **Visit the website gowild.wi.gov.** If you have already set up a username/password for your account, you may log in directly using that. If you have not yet created a username/password, use the “Account Lookup” option to search for your account or create a new account if necessary.



- **Mobile Users** who haven't created a username/password may access the account look-up options by selecting “Account Lookup” under the username section or select the  icon to display the “Account Lookup” button.
- **Access your Account** - Search for your existing customer record using one of the four personal information options on the left (enter only numbers without any punctuation). Or enter your username and password for your account if you have already created one.



- **Welcome Back!** Enter your Driver License/State ID issuing state and ID number. If you do not have that information, leave both fields blank. *Note: To qualify for resident licenses, all customers age 18 and over must include a WI Driver License/State ID number.* Next indicate your state residency (Wisconsin resident or nonresident). If you are unsure of your state residency, select the Help me decide link.



- **Requirement for all GoWild users - Create Username and Security Question.**

NOTE: This screen will only display if you have not yet created a username/password for your GoWild account. Enter the following and select the Next button when finished.

1. Create a username for your account, following the requirements listed on the page.
2. Create a unique password for your account following the requirements listed on the page. You will need to enter it a second time to confirm it.
3. Create a Security Question and the answer to that question. (This question will be used should you need to reset your password).

Create Username and Security Question

A username and password is required. Please read the instructions below for the requirements. You will be able to use this login information in the future when you access the Go Wild site.

Create Username and Password
Your Username must be between 5-20 characters and consist of letters and/or numbers.

Username Required 1

Your Password must be between 8-20 characters and contain at least one numeric character, at least one upper-case character, at least one lower-case character, and at least one symbol (except the "@" sign). Passwords and Security Answers are case sensitive.

Create New Password Required Confirm New Password Required 2

Set Security Question
Please set your security question and answer. This question will be used should you need to reset your password.

Security Question Required 3

Security Answer Required

[Next](#)

- **Review Summary.** Check your personal information for accuracy. If changes need to be made, select the [Edit](#) icon. If everything is correct, select the [Yes](#) button.

Review Summary

Personal Information [Edit](#)

CUSTOMER TEST 123 FAKE ST ANYTOWN, WI 55555 UNITED STATES (123) 456-7890	Social Security Number ***-**-**** Date of Birth 02/06/1975	Visa / Passport Number Issuing Country
--------------------------------------------------------------------------------------	--------------------------------------------------------------------------	---------------------------------------------------

- **Customer Home Page.** You have reached your customer home page where you may select licenses, register game, register recreational vehicles, and more!

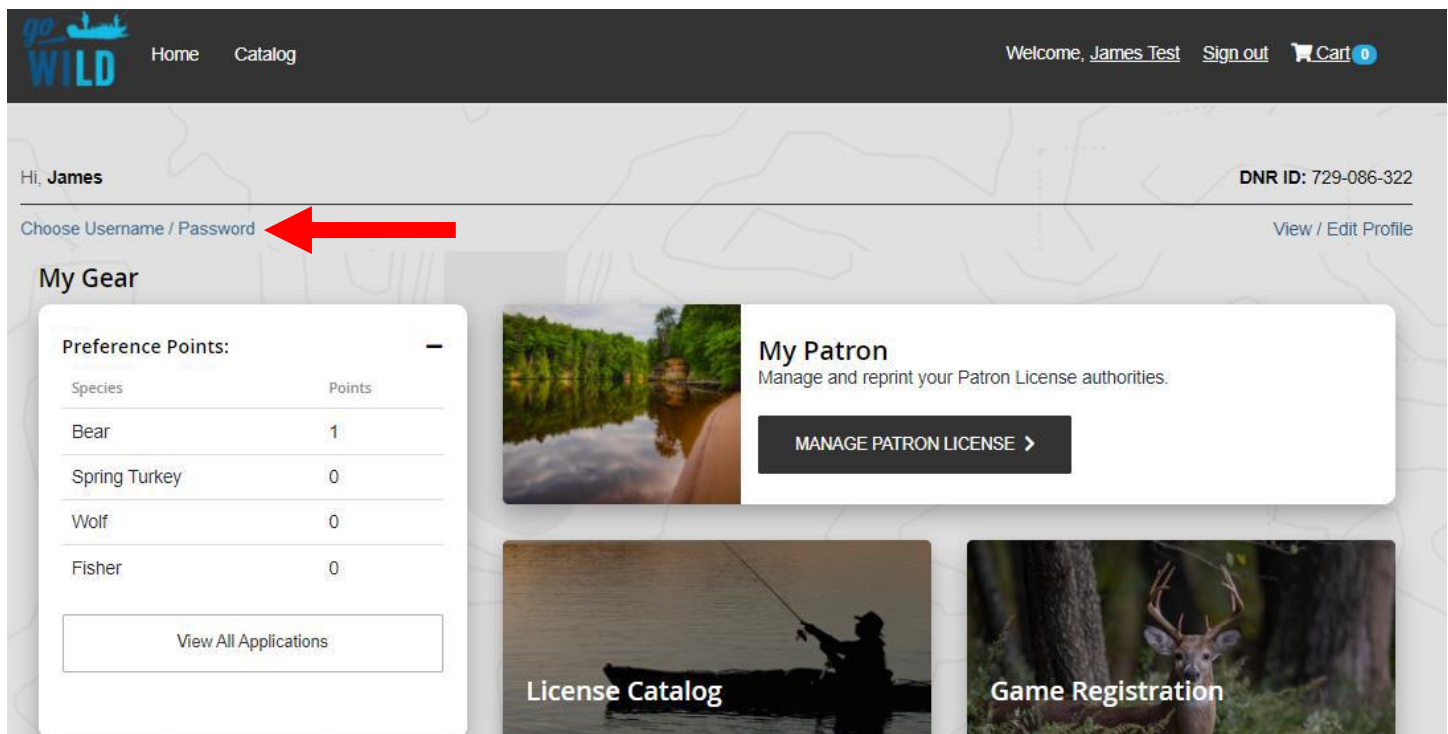
go WILD Home Catalog Welcome, Customer Sign out Cart 0

Hi, Customer DNR ID: 000-000-000 View / Edit Profile

Please review the expiration dates in your shopping cart associated with what you are purchasing.

Did You Know? You can edit any of your submitted applications up until the deadline and can reprint any of your documents in the Manage Your Licenses section of your dashboard.

- **Customer Homepage.** Select the link to **Choose Username/Password** at the top left of the screen.



- **Manage Account Security.** 1) Enter a unique **username** that you can use to log into your account in the future. 2) Create a **password** and enter it in twice for confirmation. 3) Create a **security question and answer**. This is used as a security measure should your username or password become “locked”. Use the guidelines listed on the page to create these items. Select **Save Changes** when finished.

Manage Account Security

Create Username and Password

Your Username must be between 5-20 characters and consist of letters and/or numbers.

Username Required **1**

Your Password must be between 8-20 characters and contain at least one numeric character, at least one upper-case character, at least one lower-case character, and at least one symbol (except the "@" sign). Passwords and Security Answers are case sensitive.

Create New Password Required **2**

Confirm New Password Required

Update Security Question

Security Question Required

Security Answer Required **3**

Congratulations! You have successfully created a username/password for your Go Wild account. You now have an additional option to log into your account in the future (see image on step 2 of these instructions). Make sure to secure your username, password, and security answer to make it available for future use.