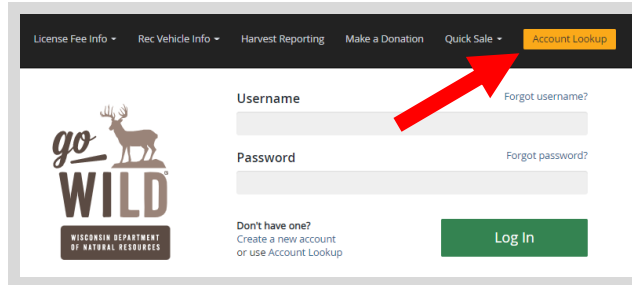


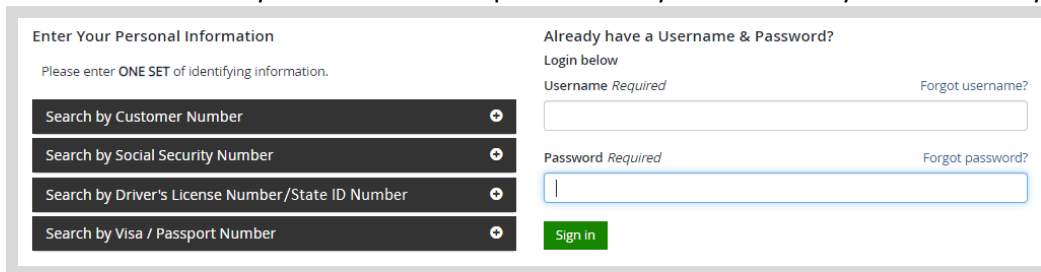
# HOW TO: Complete your registration in Go Wild

## STEP 1: Log in / create your Go Wild account

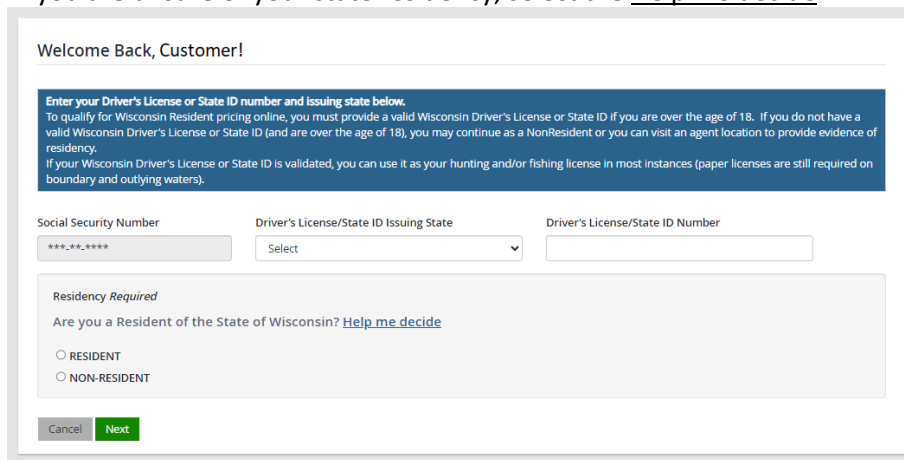
- **Visit the website [gowild.wi.gov](http://gowild.wi.gov).** If you have already set up a username/password for your account, you may log in directly using that. If you have not yet created a username/password, use the “Account Lookup” option to search for your account or create a new account if necessary.





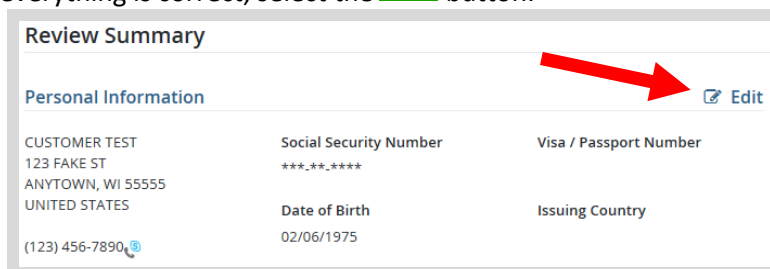
- **Access your Account** - Search for your existing customer record using one of the four personal information options on the left. Or enter your username and password for your account if you have already created one.



- **Welcome Back!** Enter your Driver License/State ID issuing state and ID number. If you do not have that information, leave both fields blank. *Note: To qualify for resident licenses, all customers age 18 and over must include a WI Driver License/State ID number.* Next indicate your state residency (Wisconsin resident or nonresident). If you are unsure of your state residency, select the [Help me decide](#) link.

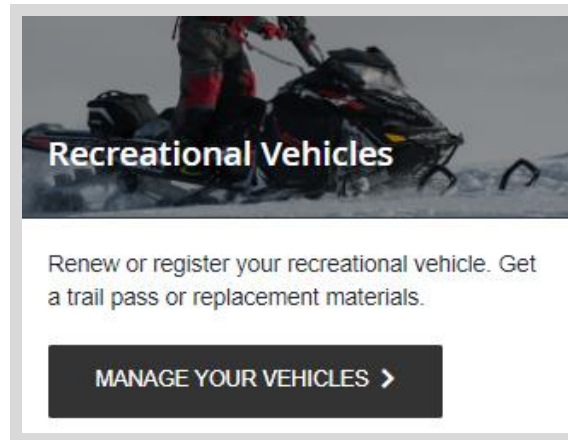


- **Review Summary.** Check your personal information for accuracy. If changes need to be made, select the  [Edit](#) icon. If everything is correct, select the  button.



## STEP 2: Select your vehicle

- **Customer Homepage.** Locate the Recreational Vehicles section and select the MANAGE YOUR VEHICLES button.



- **My Vehicles.** This will show all the vehicles registered in your name. Find the correct vehicle and select the "Complete Payment" button.

My Vehicles				
Type	Reg #	Nickname/Year/Make/Model	Expiration Date	Actions
ATV	PENDING	2019 Polaris Hurricane	3/31/2022	<a href="#">Complete Payment</a>
Boat	1304WU	2015 Original Under 16	3/31/2023	<a href="#">Update</a> <a href="#">Shop for more</a>
Boat	1304WV	2020 Original Non Motorized	3/31/2023	<a href="#">Update</a> <a href="#">Shop for more</a>

- **Shopping Cart.** Confirm your payment amount. Select your **Payment Type** (Credit Card or Checking Account) and select [Checkout](#).

### Shopping Cart

**IMPORTANT - PLEASE READ:**

- Credit cards are subject to a 1.75% convenience fee.
- Choosing the checking account option as your payment type has no fee.
  - When entering banking information on the next page, review for accuracy to avoid additional charges. Incorrect banking information will result in returned ACH payments and returned ACH payments may result in additional charges.

*Note: you must complete checkout even if your shopping cart totals \$0.00. Products will not be added to your customer account until checkout is completed.*

[Remove all from cart](#)

<b>ATV Public Registration</b> 202006220001 Polaris Hurricane 2019 Valid From 6/22/2020 - 3/31/2022	<a href="#">Remove</a> \$5.00
---	-------------------------------

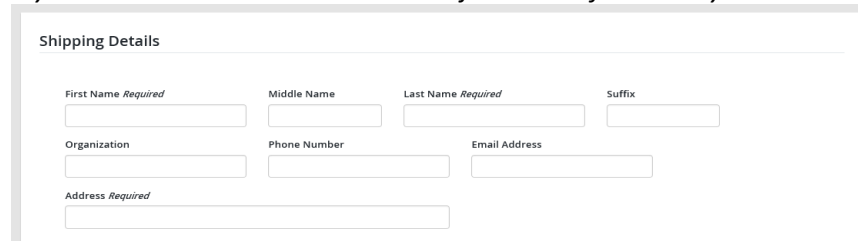
**Subtotal:** \$5.00

**Payment Type:**

[Keep Shopping](#) [Checkout](#)

## STEP 3: Make payment and print your temporary operating receipt

- **Shipping Details.** Enter the location you would like your items shipped and select NEXT. *Note: The system will check the address for any errors and recommend address adjustments if necessary.*



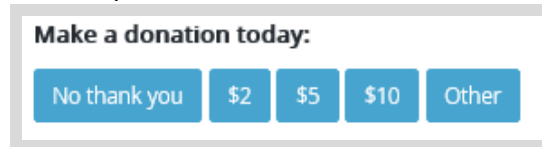
Shipping Details

First Name *Required* Middle Name Last Name *Required* Suffix

Organization Phone Number Email Address

Address *Required*

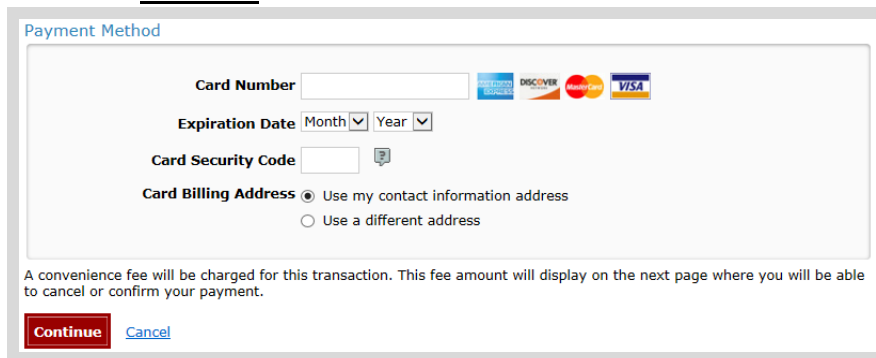
- **Donations:** Make a donation to the Cherish Wisconsin Fund. You may select one of the predetermined amounts or select Other to enter in a specific amount.







Make a donation today:

No thank you \$2 \$5 \$10 Other

- **Make Payment.** Check the screen for reminders and confirm the total. A convenience fee of 2% will be added to your total when a credit card is used. Select **Make Payment** when ready.
- **Payment Processing.** Scroll to the bottom and enter your credit card (or checking account) information. Select the red Continue button when finished.



Payment Method

Card Number     

Expiration Date Month  Year

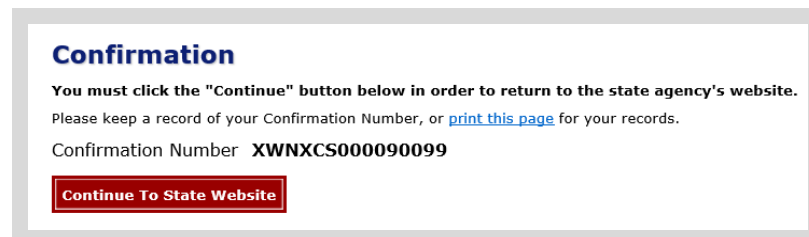
Card Security Code

Card Billing Address  Use my contact information address  
 Use a different address

A convenience fee will be charged for this transaction. This fee amount will display on the next page where you will be able to cancel or confirm your payment.

**Continue** [Cancel](#)

- **Review Payment.** The last step before the purchase is final. Confirm your payment details, payment method, Billing address, and contact info on the screen. Select **Confirm** to continue.
- **Confirmation.** **IMPORTANT!** Your purchase is final, but you are not done yet! Copy down the confirmation number or print the screen. Then select the red Continue To State Website button to return and print your license documents.




**Confirmation**

You must click the "Continue" button below in order to return to the state agency's website.

Please keep a record of your Confirmation Number, or [print this page](#) for your records.

Confirmation Number **XWNXCS000090099**

**Continue To State Website**

- **Printing your license.** Now back in the Go Wild site, scroll down all the way to the bottom and select the **Receipt and License Documents**  button and open the documents for printing. You must carry this printed temporary operating receipt while you operate until your materials arrive via US Mail.