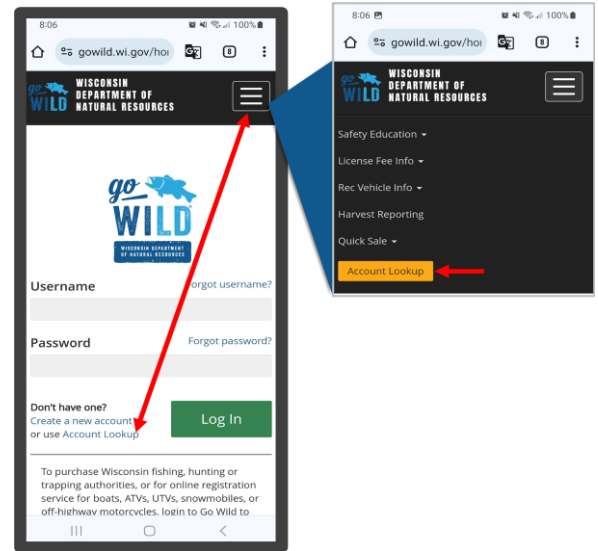
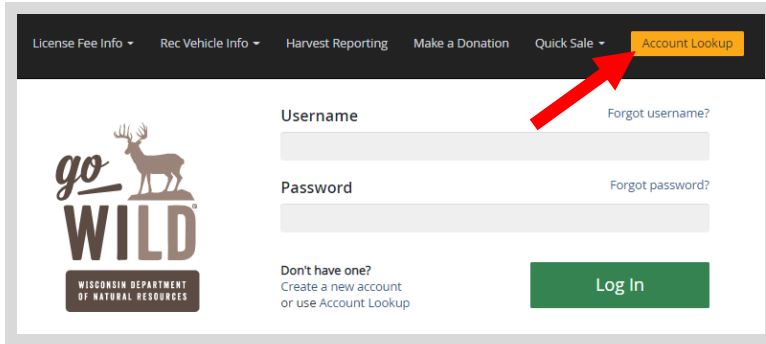



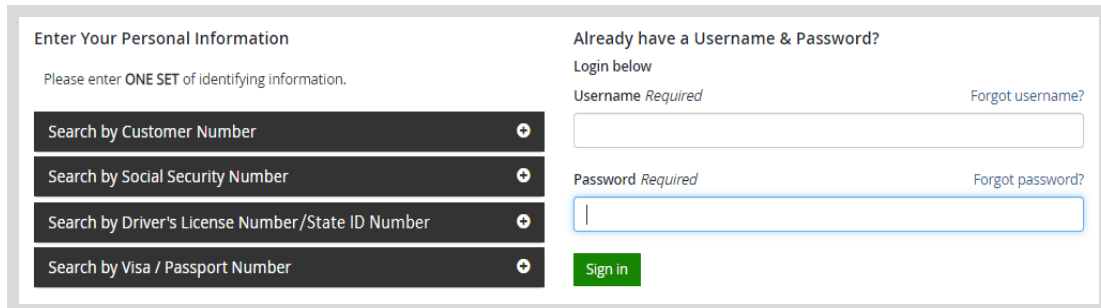
HOW TO: Use your DNR GoWild account

STEP 1: Log in / create your Go Wild account

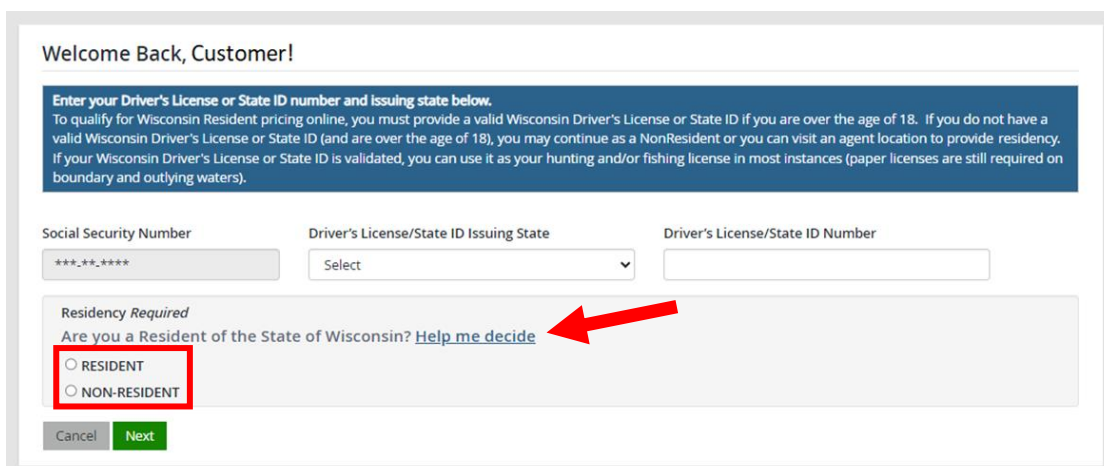
- Visit the website gowild.wi.gov. If you have already set up a username/password for your account, you may log in directly using that. If you have not yet created a username/password, use the “Account Lookup” option to search for your account or create a new account if necessary.



- Mobile Users who haven't created a username/password may access the account look-up options by selecting “Account Lookup” under the username section or select the  icon to display the “Account Lookup” button.
- **Access your Account** - Search for your existing customer record using one of the four personal information options on the left (enter only numbers without any punctuation). Or enter your username and password for your account if you have already created one.



- **Welcome Back!** Enter your Driver License/State ID issuing state and ID number. If you do not have that information, leave both fields blank. *Note: To qualify for resident licenses, all customers age 18 and over must include a WI Driver License/State ID number.* Next indicate your state residency (Wisconsin resident or nonresident). If you are unsure of your state residency, select the Help me decide link.



- **NEW requirement for all GoWild users - Create Username and Security Question.**

NOTE: This screen will only display if you have not yet created a username/password for your GoWild account.
Enter the following and select the Next button when finished.

1. Create a username for your account, following the requirements listed on the page.
2. Create a unique password for your account following the requirements listed on the page. You will need to enter it a second time to confirm it.
3. Create a Security Question and the answer to that question. (This question will be used should you need to reset your password).

Create Username and Security Question

A username and password is required. Please read the instructions below for the requirements. You will be able to use this login information in the future when you access the Go Wild site.

Create Username and Password

Your Username must be between 5-20 characters and consist of letters and/or numbers.

Username Required **1**

Your Password must be between 8-20 characters and contain at least one numeric character, at least one upper-case character, at least one lower-case character, and at least one symbol (except the "@" sign). Passwords and Security Answers are case sensitive.

Create New Password Required **2**

Confirm New Password Required **2**

Set Security Question

Please set your security question and answer. This question will be used should you need to reset your password.

Security Question Required **3**

Security Answer Required **3**

Next

- **Review Summary.** Check your personal information for accuracy. If changes need to be made, select the [Edit](#) icon. If everything is correct, select the **Yes** button.

Review Summary

Personal Information

[Edit](#)

CUSTOMER TEST	Social Security Number	Visa / Passport Number
123 FAKE ST	***-**-****	
ANYTOWN, WI 55555	Date of Birth	Issuing Country
UNITED STATES	02/06/1975	
(123) 456-7890		

- **Customer Home Page.** You have reached your customer home page where you may select licenses, register game, register recreational vehicles, and more!

go WILD Home Catalog Welcome, Customer Sign out Cart

Hi, Customer DNR ID: 000-000-000 View / Edit Profile

Please review the expiration dates in your shopping cart associated with what you are purchasing.

Did You Know? You can edit any of your submitted applications up until the deadline and can reprint any of your documents in the Manage Your Licenses section of your dashboard.

Welcome to your Go Wild Home Page!

- Your Go Wild home page is your central hub for all your hunting and fishing and recreational needs. Each section of the page is designed to get the licenses and permits you need to go to enjoy the outdoors:

Important messages: Look here to learn any new rule changes or updates.

My Gear: View your game registrations, your registered vehicles, safety certifications, and your application status

License Catalog: Purchase hunt fish licenses, permits, and applications. Renew your recreational vehicles and buy trail passes.

Recreational Vehicles: Register new recreational vehicles or renew vehicles already in your account. Purchase trail passes, or order replacement materials such as registration decals. Select My Vehicles to see all your registered vehicles.

License History: Reprint, view your licenses, and drawing applications. Review your purchases.

The screenshot shows the Go Wild Home Page for a user named James. At the top, it says "Hi, James" and "DNR ID: 729-086-322" with a "View / Edit Profile" link. Below this is a purple banner with important messages about fall turkey and deer bonus permits, and Farmland Zone 2 selections. A gray banner below that states "December 10th is the deadline for Bear and Spring Turkey applications." The main content area is divided into two columns. The left column is titled "My Gear" and contains sections for "Game Registrations" (with a "View All Harvest Authorizations" button), "Registered Vehicles" (with a "View All Registered Vehicles" button), "Safety Certifications" (with a "View All Certificates" button), and "Preference Points" (a table with columns for Description, Points, and Year, showing entries for Spring Turkey, Wolf, and Fisher). The right column contains six tiles: "License Catalog" (with a "SEE PRODUCTS" button), "Game Registration" (with a "MANAGE YOUR REGISTRATIONS" button), "Recreational Vehicles" (with a "MANAGE YOUR VEHICLES" button), "Safety Education" (with a "MANAGE SAFETY EDUCATION" button), "License History" (with a "MANAGE YOUR LICENSES" button), and "Need Help?" (with a "GET HELP" button).

Description	Points	Year
Spring Turkey	0	2028
Wolf	0	2022
Fisher	0	2019

Customer Information: This section contains your personal info and the means to edit your profile.

Game Registration: Visit here to register your game harvest easy and fast. Look up what tags you have used so far, and which you have left. See what game you have registered in the past.

Safety Education: Check your dashboard to see the safety education courses you have taken. You can reprint a copy of your safety certificates at no charge. Search for and enroll in a safety education class

Need Help?: The DNR has a customer support line ready to help you with your hunting and fishing license needs. It open 7 days a week from 7am to 10pm.

