



2022

### Highlights

- The forest products industry ranked 13th and 2nd in terms of the number of employees and industry output in the state, respectively.
- The average annual income in the forest products industry was \$78,000, \$12,000 higher than the state average.
- Every 10 jobs in the forest products industry supported an additional 12 jobs in the state.
- Every million dollars of output in the forest products industry generated an additional \$553,000 output in the state.
- The forest products industry generated 1.54% of jobs, 3.3% of output and 2% of value-added in the state.

### Economic Contribution Of the Forest Products Industry Reported In 2022 Dollars

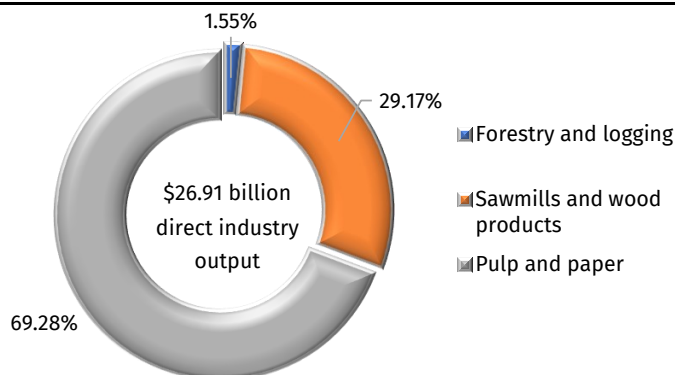
Forest products industry	Employment		Labor Income		Industry Output		Value-added	
	Number	% of State	MM \$	% of State	MM \$	% of State	MM \$	% of State
Direct effect	57,079	1.54	4,464.21	1.83	26,912.63	3.30	8,022.65	2.00
Indirect and induced effect	68,858	1.86	4,566.25	1.87	14,870.46	1.83	7,875.99	1.96
<b>Total effect</b>	<b>125,937</b>	<b>3.40</b>	<b>9,030.46</b>	<b>3.70</b>	<b>41,783.09</b>	<b>5.13</b>	<b>15,898.63</b>	<b>3.96</b>
Multiplier	2.21		2.02		1.55		1.98	
State total (all industries)	3,706,211		244,042.45		814,665.62		401,804.02	

Note: MM \$ stands for million dollars

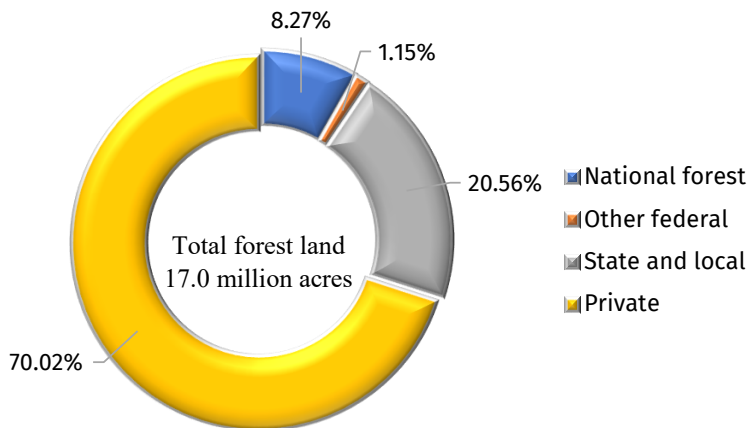
### Tax Contribution (MM \$)

Total state/local	1,136.27
Total federal	2,190.27
<b>Total tax contributions</b>	<b>3,326.54</b>

Note: MM \$ stands for million dollars



Forest products industry direct gross output share

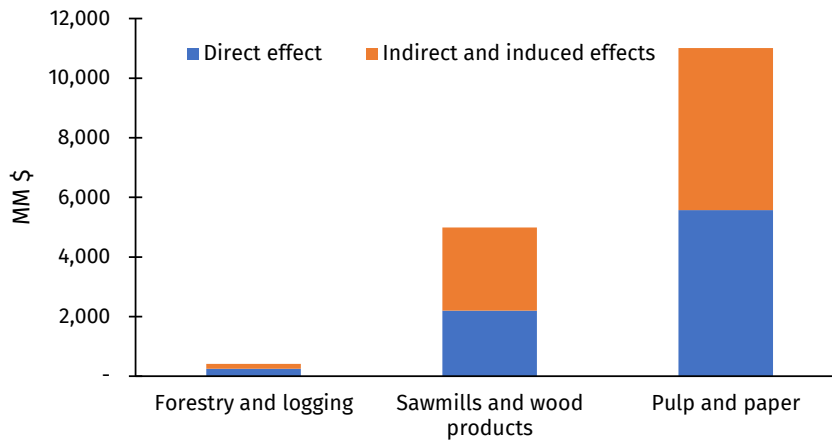


Forest land acres by ownership (source: FIA 2022)

**Economic Contribution Of the Forest Sectors Reported In 2022 Dollars**

Forest sector	Employment		Labor Income		Industry Output		Value-added	
	Number	% of State	MM \$	% of State	MM \$	% of State	MM \$	% of State
<i>Direct effect</i>								
Forestry and logging	4,400	0.12	224.62	0.09	416.38	0.05	254.52	0.06
Sawmills and wood products	25,582	0.69	1,645.01	0.67	7,850.68	0.96	2,196.57	0.55
Pulp and paper	27,096	0.73	2,594.58	1.06	18,645.57	2.29	5,571.56	1.39
<b>Total</b>	<b>57,079</b>	<b>1.54</b>	<b>4,464.21</b>	<b>1.83</b>	<b>26,912.63</b>	<b>3.30</b>	<b>8,022.65</b>	<b>2.00</b>
<i>Total effect</i>								
Forestry and logging	6,203	0.17	315.34	0.13	705.65	0.09	417.30	0.10
Sawmills and wood products	51,844	1.40	3,314.68	1.36	13,088.76	1.61	4,994.16	1.24
Pulp and paper	74,798	2.02	5,770.91	2.36	29,049.44	3.57	11,006.04	2.74
<i>Multiplier</i>								
Forestry and logging		1.41	1.40		1.69		1.64	
Sawmills and wood products		2.03	2.01		1.67		2.27	
Pulp and paper		2.76	2.22		1.56		1.98	

Note: MM \$ stands for million dollars



Forest sectors value-added in million dollars

- **DIRECT EFFECT:** Industry’s own production.
- **INDIRECT EFFECT:** Inter-industry purchase in response to direct effect.
- **INDUCED EFFECT:** Household spending from the consumption of goods and services using income generated from direct and indirect effects.
- **TOTAL EFFECT:** Sum of direct, indirect and induced effects.
- **EMPLOYMENT:** Full- and part-time employees and self-employed individuals.
- **LABOR INCOME:** Sum of employee compensation and proprietor income.
- **INDUSTRY OUTPUT:** Total value of production by the industry in the given year.
- **VALUE-ADDED:** Sum of employee compensation, proprietor income, other property income and taxes on production and imports less subsidies.

For more information, contact **Ram Dahal**, DNR Forest Economist, Wisconsin Department of Natural Resources. **PHONE 715-225-3892 • EMAIL Ram.Dahal@wisconsin.gov**

Department of Natural Resources provides equal opportunity in its employment, programs, services, and functions under an Affirmative Action Plan. If you have any questions, please write to Chief, Public Civil Rights, Office of Civil Rights, U.S. Department of the Interior, 1849 C. Street, NW, Washington, D.C. 20240. This publication is available in alternative format (large print, Braille, etc.) upon request. Please call 608-264-6036 for more information. Note: If you need technical assistance or more information, call the Accessibility Coordinator at 608-267-7490 / TTY Access via relay - 711.

