

DNR Private Water Login Changes Coming Summer 2025

The Wisconsin Web Access Management System (WAMS) to be replaced by MyWisconsinID.

What does the change mean for me?

- You won't be able to access private water reporting systems without first creating a new login and password through MyWisconsinID.
- Users that share accounts will now need to create their own accounts. Shared accounts will not be allowed because of multi-factor authentication.
 - multi-factor authentication** - An electronic security process requiring users to provide two verification methods to gain access to an account.

What is MyWisconsinID?

MyWisconsinID allows users to securely access various participating online state services using one user ID and password.

How do I create a new login?

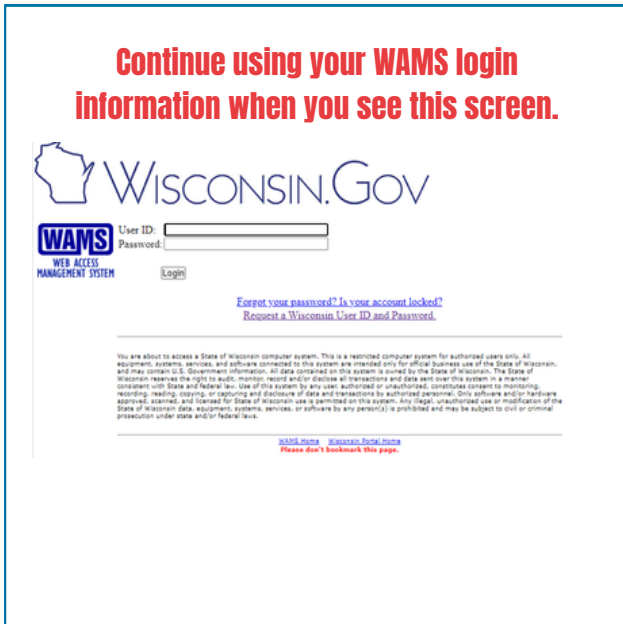
Go to <https://apps.wisconsin.gov> and follow the instructions to self-register.

When will I know it's time to use my new login?

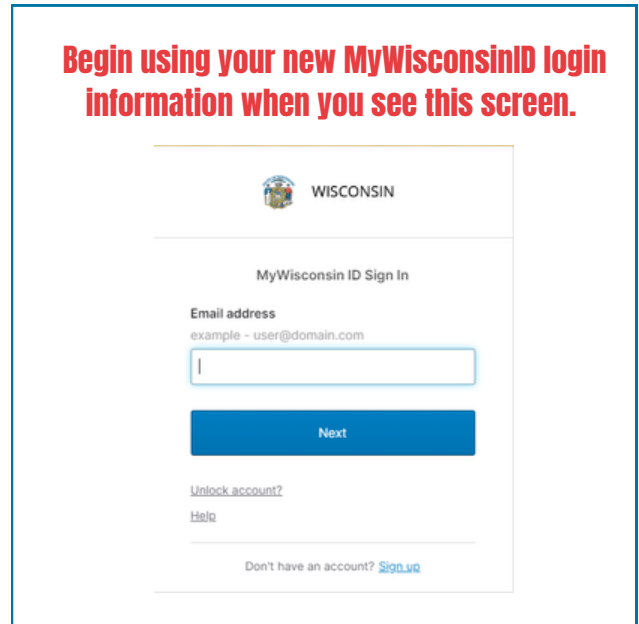
The DNR will notify via GovDelivery emails before and after the change takes effect.

After the switch, you will notice an appearance change on the login screen, like the one shown below.

Continue using your WAMS login information when you see this screen.



Begin using your new MyWisconsinID login information when you see this screen.



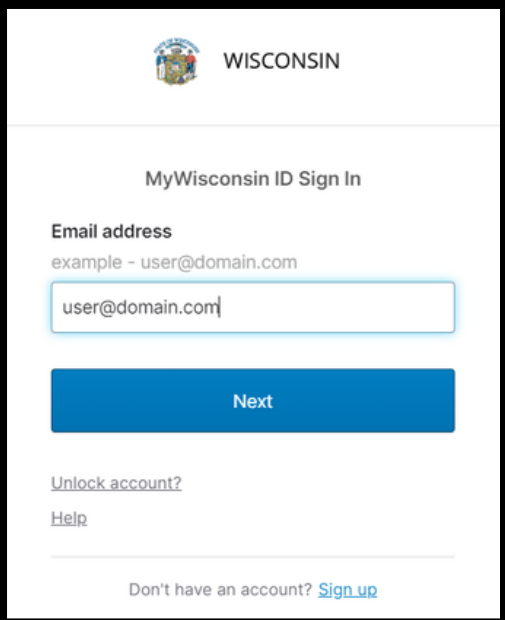
Email DNRDGPrivateWaterWebSupport@wisconsin.gov to be added to the Well Driller or Pump Installer GovDelivery list or visit <https://dnr.wisconsin.gov/topic/Wells/drillerPumpInstall.html> for updates.



What do I do if I forget my login information?

1. Go to the My Wisconsin ID login page
<https://apps.wisconsin.gov>

2. Enter your email address and click next.

A screenshot of the MyWisconsin ID Sign In page. At the top left is the Wisconsin state seal, and at the top right is the word "WISCONSIN". Below this is the heading "MyWisconsin ID Sign In". Underneath is the label "Email address" followed by the text "example - user@domain.com". There is a text input field containing "user@domain.com". Below the input field is a blue button labeled "Next". At the bottom left are two links: "Unlock account?" and "Help". At the bottom right is the text "Don't have an account? [Sign up](#)".

3. Click the forgot password link to reset your password through email.

Date MyWisconsinID was created: _____

MyWisconsinID Email: _____

MyWisconsinID Password: _____

Note: You will be prompted to change your password annually.

