

# Laboratory Water Sample Portal Login Changes Coming Summer 2025

The Wisconsin Web Access Management System (WAMS) to be replaced by MyWisconsinID.

## What does the change mean for me?

- You won't be able to access WAMS reporting systems without first creating a new login and password through MyWisconsin ID.
- Shared accounts will not be allowed because of multi-factor authentication. All users need to create their own MyWisconsin ID.
  - multi-factor authentication** - An electronic security process requiring users to provide two verification methods to gain access to an account.

## What is MyWisconsin ID?

MyWisconsin ID allows users to securely access various participating online state services using one user ID and password.

## How do I create a new login?

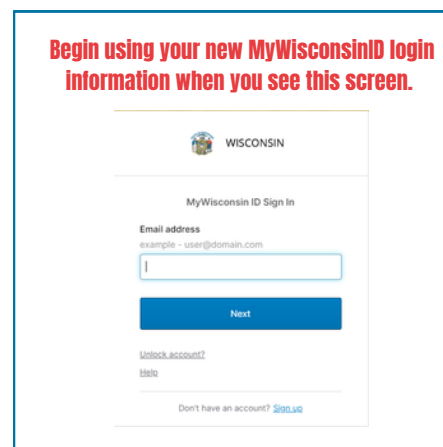
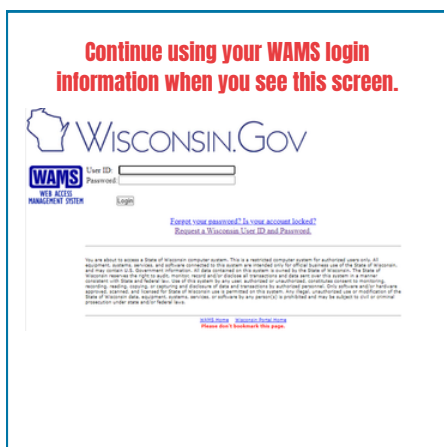
Go to <https://apps.wisconsin.gov> and follow the instructions to self-register.

- The **FIRST** person to create a MyWisconsin ID and claim their lab will get all the records associated with the lab. After the records are claimed, no one else can claim them. Work internally to determine who should take over already existing records.

## When will I know it's time to use my new login?

The DNR will notify via GovDelivery emails before and after the change takes effect.

After the switch, you will notice an appearance change on the login screen, like the one shown below.

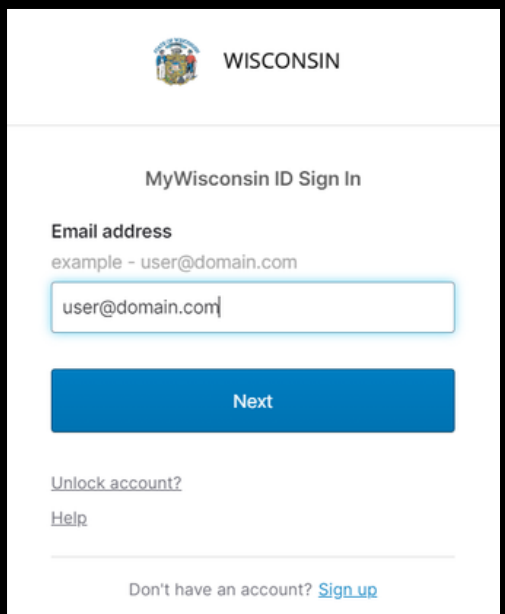


## Questions, comments, concerns about MyWisconsin ID?

- Visit [https://det.wi.gov/Pages/MyWisconsin\\_ID\\_User\\_FAQs.aspx](https://det.wi.gov/Pages/MyWisconsin_ID_User_FAQs.aspx) or contact the service desk number at 608-471-6667.
- Contact [DNRPublicWaterApplicationSupport@wisconsin.gov](mailto:DNRPublicWaterApplicationSupport@wisconsin.gov) with questions about DWS Lab and [dnrdprivatewaterwebsupport@wisconsin.gov](mailto:dnrprivatewaterwebsupport@wisconsin.gov) with questions about WATR Lab.

# What do I do if I forget my login information?

1. Go to the My Wisconsin ID login page  
<https://apps.wisconsin.gov>

A screenshot of the MyWisconsin ID Sign In page. At the top, there is the Wisconsin state seal and the word "WISCONSIN". Below that, the title "MyWisconsin ID Sign In" is centered. Under the title, the label "Email address" is followed by the text "example - user@domain.com". Below this is a text input field containing "user@domain.com". A blue button labeled "Next" is positioned below the input field. At the bottom of the form, there are two links: "Unlock account?" and "Help". At the very bottom, there is a link that says "Don't have an account? Sign up".

2. Enter your email address and click next.

3. Click the forgot password link to reset your password through email.

**Date MyWisconsin ID was created:** \_\_\_\_\_

**MyWisconsin ID Email:** \_\_\_\_\_

**MyWisconsin ID Password Hint:** \_\_\_\_\_

*Note: You will be prompted to change your password annually.*

