

# Environmental Loans' Online Systems Login Changes

The Wisconsin Web Access Management System (WAMS) to be replaced by MyWisconsin ID.

## What does the change mean for me?

- You won't be able to access the Environmental Loans' Online Systems without first creating a new login and password through MyWisconsin ID.
- Users that share accounts will now need to create their own accounts. Shared accounts will not be allowed because of multi-factor authentication.
  - **multi-factor authentication** - An electronic security process requiring users to provide two verification methods to gain access to an account.

## What is MyWisconsin ID?

MyWisconsin ID allows users to securely access various participating online state services using one user ID and password.

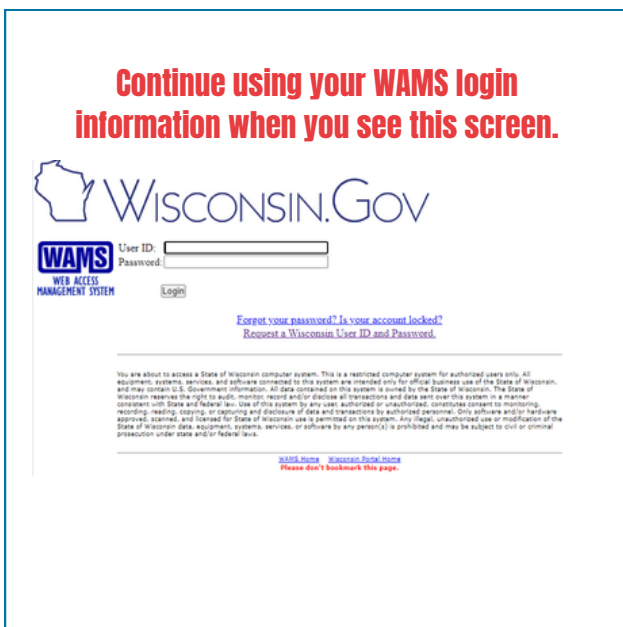
## How do I create a new login?

Go to [https://det.wi.gov/Pages/MyWisconsin\\_ID\\_Self\\_Registration.aspx](https://det.wi.gov/Pages/MyWisconsin_ID_Self_Registration.aspx) and follow the instructions to self-register.

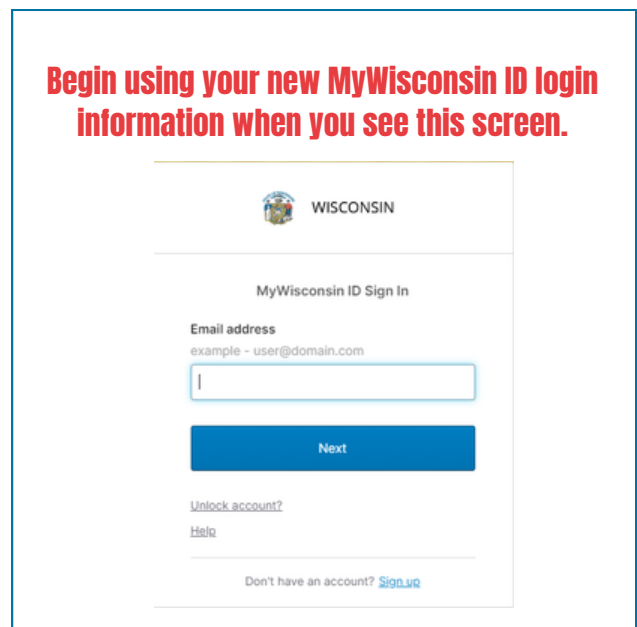
## When will I know it's time to use my new login?

The DNR will notify via GovDelivery emails before and after the change takes effect. After the switch, you will notice an appearance change on the login screen, like the one shown below.

**Continue using your WAMS login information when you see this screen.**



**Begin using your new MyWisconsin ID login information when you see this screen.**

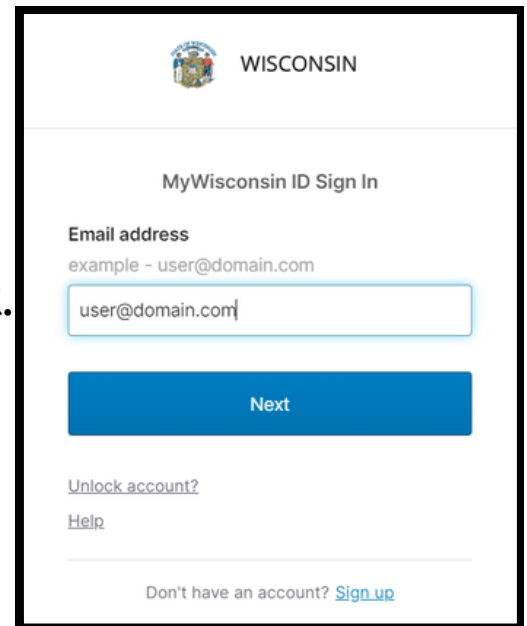


# Environmental Loans' Online Systems Login Changes

The Wisconsin Web Access Management System (WAMS) to be replaced by MyWisconsin ID.

## What do I do if I forget my login information?

1. Go to the MyWisconsin ID login page  
<https://apps.wisconsin.gov>
2. Enter your email address and click next.
3. Click the forgot password link to reset your password through email.

A screenshot of the MyWisconsin ID Sign In page. At the top, there is a Wisconsin state seal logo and the word "WISCONSIN". Below that, the text "MyWisconsin ID Sign In" is centered. Underneath, the label "Email address" is followed by the text "example - user@domain.com". A text input field contains "user@domain.com". Below the input field is a blue button labeled "Next". At the bottom, there are two links: "Unlock account?" and "Help". At the very bottom, there is a link that says "Don't have an account? Sign up".

Date MyWisconsin ID was created: \_\_\_\_\_

MyWisconsin ID Email: \_\_\_\_\_

MyWisconsin ID Password Hint: \_\_\_\_\_

*Note: You will be prompted to change your password annually.*

